

DATA QUADRANT REPORT

Endpoint Protection

492

Reviews

9

Vendors Evaluated

Table of Contents


- Data Quadrant**..... 5
- Category Overview** 6
- Vendor Capability Summary**..... 7
- Vendor Capabilities**..... 8
- Product Feature Summary**..... 14
- Product Features**..... 15

How to Use the Report

Info-Tech’s Data Quadrant Reports provide a comprehensive evaluation of popular products in the Endpoint Protection market. This buyer’s guide is designed to help prospective purchasers make better decisions by leveraging the experiences of real users.

The data in this report is collected from real end users, meticulously verified for veracity, exhaustively analyzed, and visualized in easy to understand charts and graphs. Each product is compared and contrasted with all other vendors in their category to create a holistic, unbiased view of the product landscape.

Use this report to determine which product is right for your organization. For highly detailed reports on individual products, see Info-Tech’s Product Scorecard.



Software Directory

ENDPOINT PROTECTION SOFTWARE

Selecting software can be overwhelming and one of the biggest challenges facing organizations is understanding the marketplace and identifying all of the available vendors and products. The Software Directory is a comprehensive list of all relevant software vendors in a particular category. Use this page to create the right vendor shortlist by exploring all of the options available to your organization.

Endpoint Protection Software

 **AhnLab Endpoint Security**

 **Avast Business Security Solutions**

 **Bitdefender Gravity Zone**

 **Bromium Advanced Endpoint Security**

 **Carbon Black Security Platform**

 **Centrify Endpoint Protection**

 **Centurion SmartShield**

 **Check Point Endpoint Security**

 **Comodo Endpoint Security Manager**

 **CrowdStrike Falcon Platform**

 **CurrentWare AccessPatrol**

 **Cylance PROTECT**

 **Dell Endpoint Security**

 **Digital Guardian Application Whitelisting**

 **Druva inSync**

 **EMC RSA ECAT for Endpoint Security**

 **EnCase Endpoint Security**

 **ESET Endpoint Protection Solutions**

 **EventTracker**

 **F-Secure Business Security Solutions**

 **FireEye Endpoint Security HX Series**

 **Forcepoint Triton AP-Endpoint**

 **FortiClient**

 **GFI EndPointSecurity**

 **IBM Endpoint Security**

 **Invincea Advanced Endpoint Protection**

 **Ivanti Endpoint Security**

 **Kaspersky Endpoint Security**

 **Lumension Endpoint Management and Security Suite**

 **Malwarebytes Endpoint Protection**

 **McAfee Complete Endpoint Protection**

 **Microsoft System Center Endpoint Protection**

 **PaloAlto EndPoint Security**

 **Panda Adaptive Defense 360**

 **Promisec Endpoint Manager Platform**

 **Qualys Enterprise (QualysGuard)**

Software Directory

ENDPOINT PROTECTION SOFTWARE

Selecting software can be overwhelming and one of the biggest challenges facing organizations is understanding the marketplace and identifying all of the available vendors and products. The Software Directory is a comprehensive list of all relevant software vendors in a particular category. Use this page to create the right vendor shortlist by exploring all of the options available to your organization.

Endpoint Protection Software

- Quarri Perimeter Shield
- Secdo
- SentinelOne Endpoint Protection Platform
- Smoothwall E-Safe
- Sophos Endpoint Protection
- Stormshield Endpoint Protection
- Symantec Endpoint Suite
- Tanium Endpoint Platform
- ThreatSMART
- ThreatTrack Vipre for Business
- Trend Micro User Protection Solution
- Trustwave Endpoint Protection Suite
- VIPRE Endpoint Security
- Webroot® Business Endpoint Protection



SOFTWARE REVIEWS Data Quadrant



INFO~TECH
RESEARCH GROUP
SoftwareReviews

Assess vendor and product performance at a glance and use the Software Reviews Data Quadrant to identify which products and vendors are leading the pack and which are trailing.



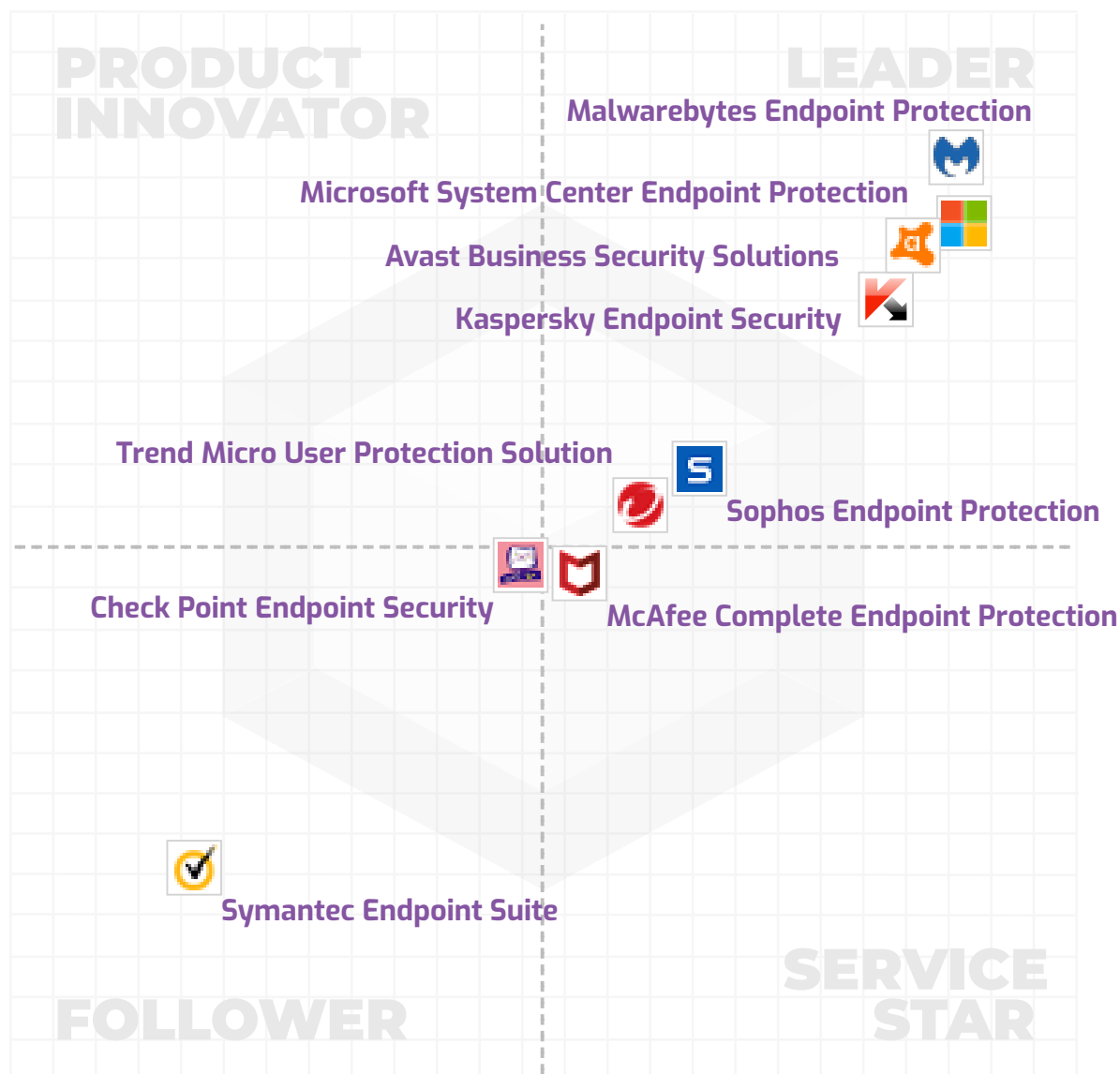
SoftwareReviews

ENDPOINT PROTECTION
Data Quadrant
JUNE 2019

8.4

PRODUCT FEATURES AND SATISFACTION

6.3



ENDPOINT PROTECTION

The Software Reviews Data Quadrant evaluates and ranks products based on feedback from IT and business professionals. The placement of a software in the Data Quadrant indicates its relative ranking as well as its categorization.

The Complete Software Experience

When distilled down, the software experience is shaped by both the experience with the software and the relationship with the vendor. Evaluating enterprise software along these two dimensions provides a comprehensive understanding of the product and helps identify vendors that can deliver on both.

Product Features and Satisfaction

The satisfaction is captured in the overall satisfaction score, which is driven by the likelihood of users to recommend the software, combined with user satisfaction across top product features.

Vendor Experience and Capabilities

The vendor relationship is calculated in a weighted average of the satisfaction scores tied to vendor capabilities (e.g. software implementation, training, customer support, product roadmap) as well as emotional response ratings toward the vendor (e.g. trustworthy, respectful, fair).

Note: The axes ranges are dynamically adjusted based on minimum and maximum values in the dataset.

5.3 VENDOR EXPERIENCE AND CAPABILITIES

10

Category Overview

This page provides a high level summary of product performance within the Endpoint Protection category. Products are ranked by a composite satisfaction score (Composite Score) that averages four different areas of evaluation: Net Emotional Footprint, Vendor Capabilities, Product Features, and Likeliness to Recommend. The Net Emotional Footprint Score measures user emotional response ratings of the vendor (e.g. trustworthy, respectful, fair).

Use this data to get a sense of the field, and to see how the products you're considering stack up.

RANK	VENDOR	COMPOSITE SCORE	NET EMOTIONAL FOOTPRINT	NET EMOTIONAL FOOTPRINT DISTRIBUTION	VENDOR CAPABILITIES	PRODUCT FEATURES	LIKELINESS TO RECOMMEND	NUMBER OF REVIEWS
	Malwarebytes Endpoint Protection	8.2/10	+84	3% NEGATIVE 87% POSITIVE	79%	83%	84%	37
	Microsoft Endpoint Protection	8.2/10	+81	3% NEGATIVE 84% POSITIVE	82%	79%	84%	42
	Avast Business	8.1/10	+79	4% NEGATIVE 83% POSITIVE	81%	81%	82%	35
	Kaspersky Endpoint Security	8.0/10	+81	4% NEGATIVE 86% POSITIVE	77%	76%	83%	36
5	Sophos Endpoint Protection	7.4/10	+70	4% NEGATIVE 74% POSITIVE	76%	75%	77%	19
6	Trend Micro User Protection	7.3/10	+69	7% NEGATIVE 76% POSITIVE	72%	74%	76%	22
7	McAfee Endpoint Protection	7.1/10	+67	10% NEGATIVE 77% POSITIVE	70%	72%	74%	92
8	Check Point Endpoint Security	7.0/10	+63	7% NEGATIVE 70% POSITIVE	72%	70%	76%	31
9	Symantec Endpoint Suite	6.1/10	+45	20% NEGATIVE 64% POSITIVE	66%	65%	67%	55
AVERAGE SCORES		7.5/10	+71	7% NEGATIVE 78% POSITIVE	75%	75%	78%	41

VENDORS WITH INSUFFICIENT DATA								
--	Webroot Endpoint Protection	--	+73	6% NEGATIVE 79% POSITIVE	78%	80%	73%	14

Vendor Capability Summary

This page summarizes user satisfaction with a variety of vendor capabilities regarding their product offering(s). Look for strong and consistent performance across the board when assembling your shortlist, and follow-up on areas of concern during the evaluation and negotiation processes.

VENDOR	OVERALL CAPABILITY SATISFACTION	BUSINESS VALUE CREATED	BREADTH OF FEATURES	QUALITY OF FEATURES	PRODUCT STRATEGY AND RATE OF IMPROVEMENT	USABILITY AND INTUITIVENESS	VENDOR SUPPORT	EASE OF DATA INTEGRATION	EASE OF IT ADMINISTRATION	EASE OF CUSTOMIZATION	AVAILABILITY AND QUALITY OF TRAINING	EASE OF IMPLEMENTATION
Microsoft System Center Endpoint Protection	82%	83%	79%	83%	79%	80%	82%	83%	86%	80%	82%	86%
Avast Business Security Solutions	81%	80%	83%	84%	77%	84%	83%	78%	81%	81%	85%	84%
Malwarebytes Endpoint Protection	79%	80%	76%	79%	80%	83%	80%	81%	85%	73%	75%	82%
Kaspersky Endpoint Security	77%	76%	80%	78%	77%	78%	75%	79%	79%	74%	73%	81%
Sophos Endpoint Protection	76%	75%	76%	78%	72%	80%	72%	77%	82%	75%	75%	82%
Trend Micro User Protection Solution	72%	75%	70%	67%	73%	77%	71%	78%	73%	71%	72%	78%
Check Point Endpoint Security	72%	73%	77%	73%	70%	70%	69%	72%	71%	66%	74%	74%
McAfee Complete Endpoint Protection	70%	73%	72%	71%	68%	73%	71%	69%	74%	67%	66%	74%
Symantec Endpoint Suite	66%	66%	65%	64%	63%	68%	65%	66%	71%	61%	64%	73%
CATEGORY AVERAGE	75%	76%	75%	75%	73%	77%	74%	76%	78%	72%	74%	79%

VENDORS WITH INSUFFICIENT DATA	OVERALL CAPABILITY SATISFACTION	BUSINESS VALUE CREATED	BREADTH OF FEATURES	QUALITY OF FEATURES	PRODUCT STRATEGY AND RATE OF IMPROVEMENT	USABILITY AND INTUITIVENESS	VENDOR SUPPORT	EASE OF DATA INTEGRATION	EASE OF IT ADMINISTRATION	EASE OF CUSTOMIZATION	AVAILABILITY AND QUALITY OF TRAINING	EASE OF IMPLEMENTATION
Webroot® Business Endpoint Protection	78%	85%	75%	84%	88%	77%	77%	73%	79%	71%	67%	84%

Vendor Capability Satisfaction

This section provides detailed information on user satisfaction for each vendor capability regarding their product offering(s). Use these pages to dig deeper into areas of particular interest or concern.

Vendor Capabilities

This table lists and briefly describes all vendor capabilities that are evaluated in the Endpoint Protection software category. For your convenience, you will also find longer descriptions of the capabilities under the capability subheadings in the subsequent pages.

Business Value Created	The ability to bring value to the organization.
Breadth of Features	The ability to perform a wide variety of tasks.
Quality of Features	The ability to perform at or above industry standards.
Product Strategy and Rate of Improvement	The ability to adapt to market change.
Usability and Intuitiveness	The ability to reduce training due to intuitive design.
Vendor Support	The ability to receive timely and sufficient support.
Ease of Data Integration	The ability to seamlessly integrate data.
Ease of IT Administration	Ease of use of the backend user interface.
Ease of Customization	The ability to scale the solution to a business' unique needs.
Availability and Quality of Training	Quality training allows employees to take full advantage of the software.
Ease of Implementation	The ability to implement the solution without unnecessary disruption.

Business Value Created

The underlying purpose of software is to create value for employees, customers, partners and ultimately shareholders. As a result, it is imperative that any software selection be aligned with the organization's needs and deliver enough business value to justify the cost. The data below highlights the satisfaction level associated with the business value derived from various product offerings. Use this information to identify the software that consistently creates business value for its customers.

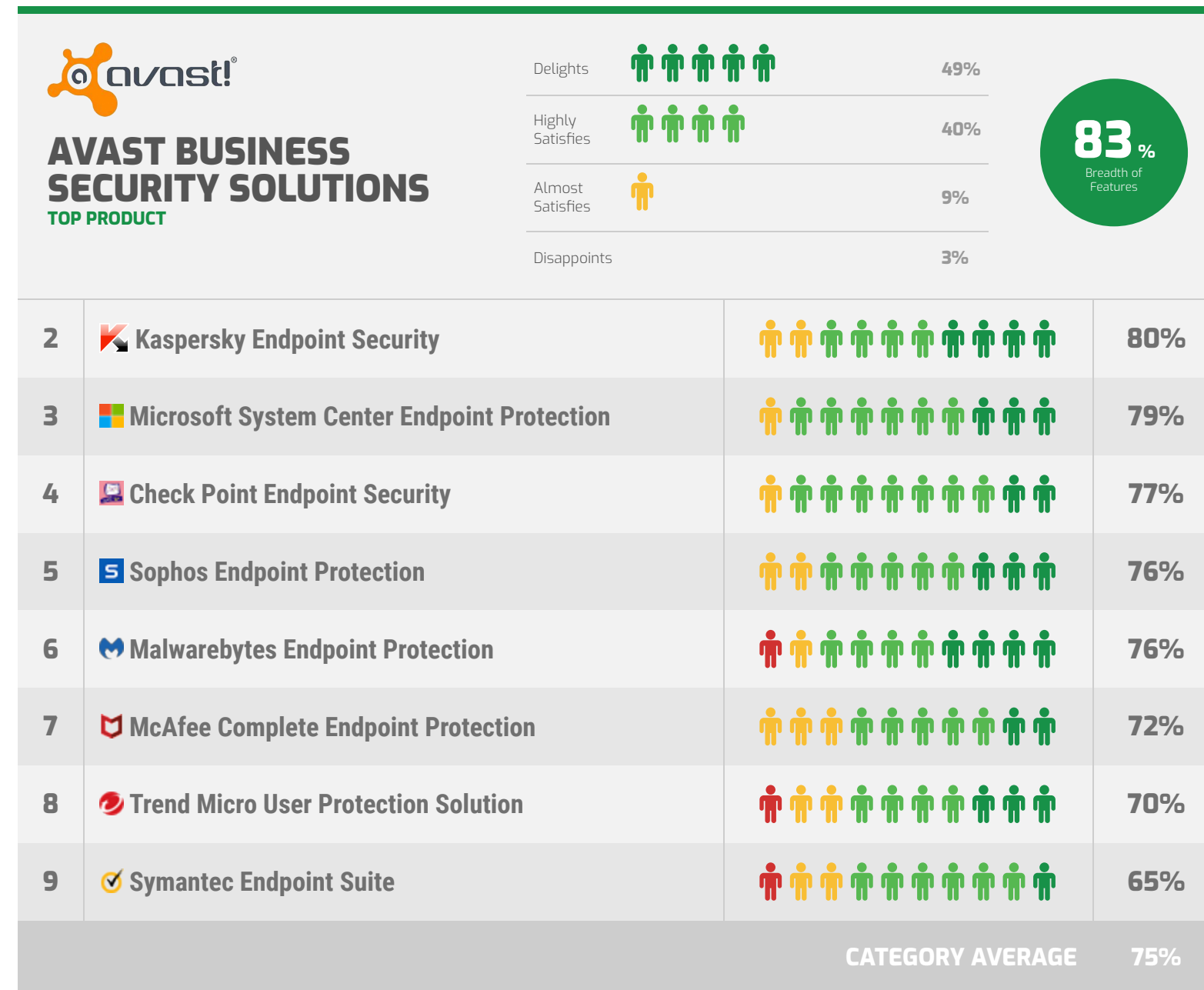
Microsoft		Delights	36%	
MICROSOFT SYSTEM CENTER ENDPOINT PROTECTION TOP PRODUCT		Highly Satisfies	60%	
		Almost Satisfies	5%	
		Disappoints	--	
2	Avast Business Security Solutions		80%	
3	Malwarebytes Endpoint Protection		80%	
4	Kaspersky Endpoint Security		76%	
5	Trend Micro User Protection Solution		75%	
6	Sophos Endpoint Protection		75%	
7	Check Point Endpoint Security		73%	
8	McAfee Complete Endpoint Protection		73%	
9	Symantec Endpoint Suite		66%	
CATEGORY AVERAGE			76%	
--	Webroot® Business Endpoint Protection		85%	

Vendor Capability Satisfaction

This section provides detailed information on user satisfaction for each vendor capability regarding their product offering(s). Use these pages to dig deeper into areas of particular interest or concern.

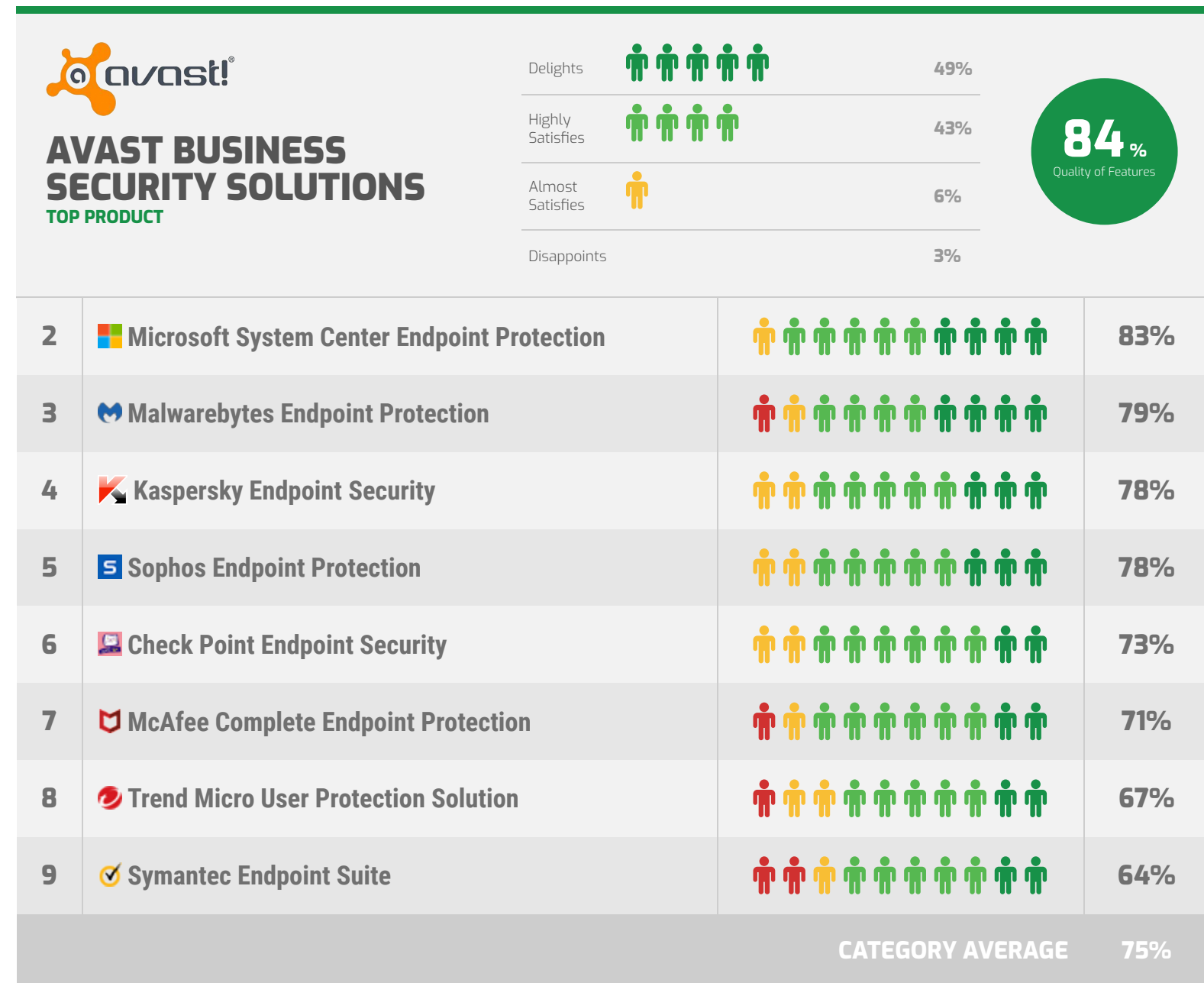
Breadth of Features

Users prefer to work with feature rich software that enables them to perform diverse series of tasks as opposed to one they find restrictive. The data below highlights the satisfaction level associated with the breadth of features from various product offerings. Use this information to identify which software offers valuable comprehensive functionality that extends beyond the basic level.



Quality of Features

Feature quality is just as important as quantity. Software needs to do what you're purchasing it to do, easily, intuitively, reliably, and effectively. Use the data in this section to gauge whether or not a product follows through on the marketing hype by delivering high quality features.



--	Webroot® Business Endpoint Protection	75%
----	---------------------------------------	-----

--	Webroot® Business Endpoint Protection	84%
----	---------------------------------------	-----

Vendor Capability Satisfaction

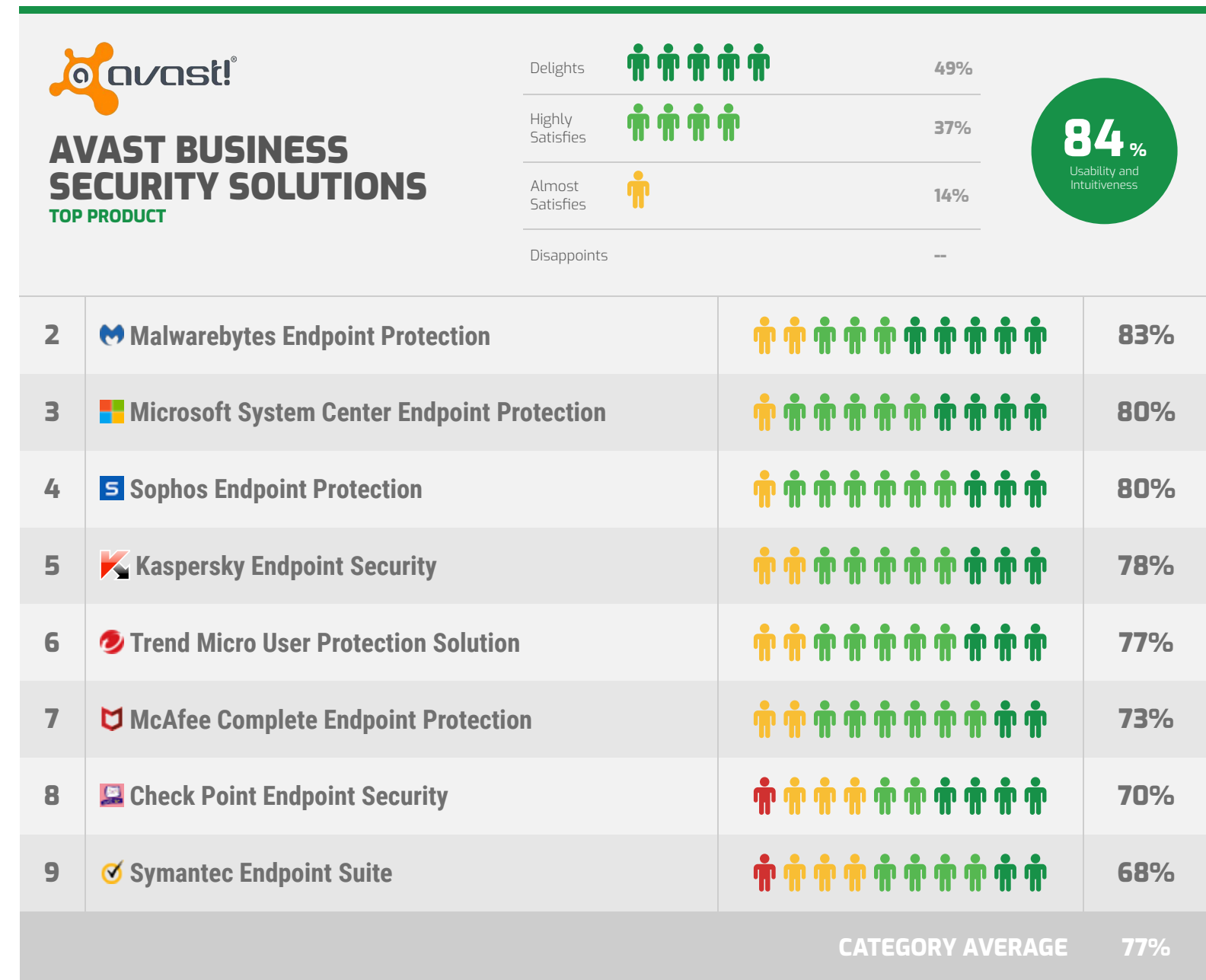
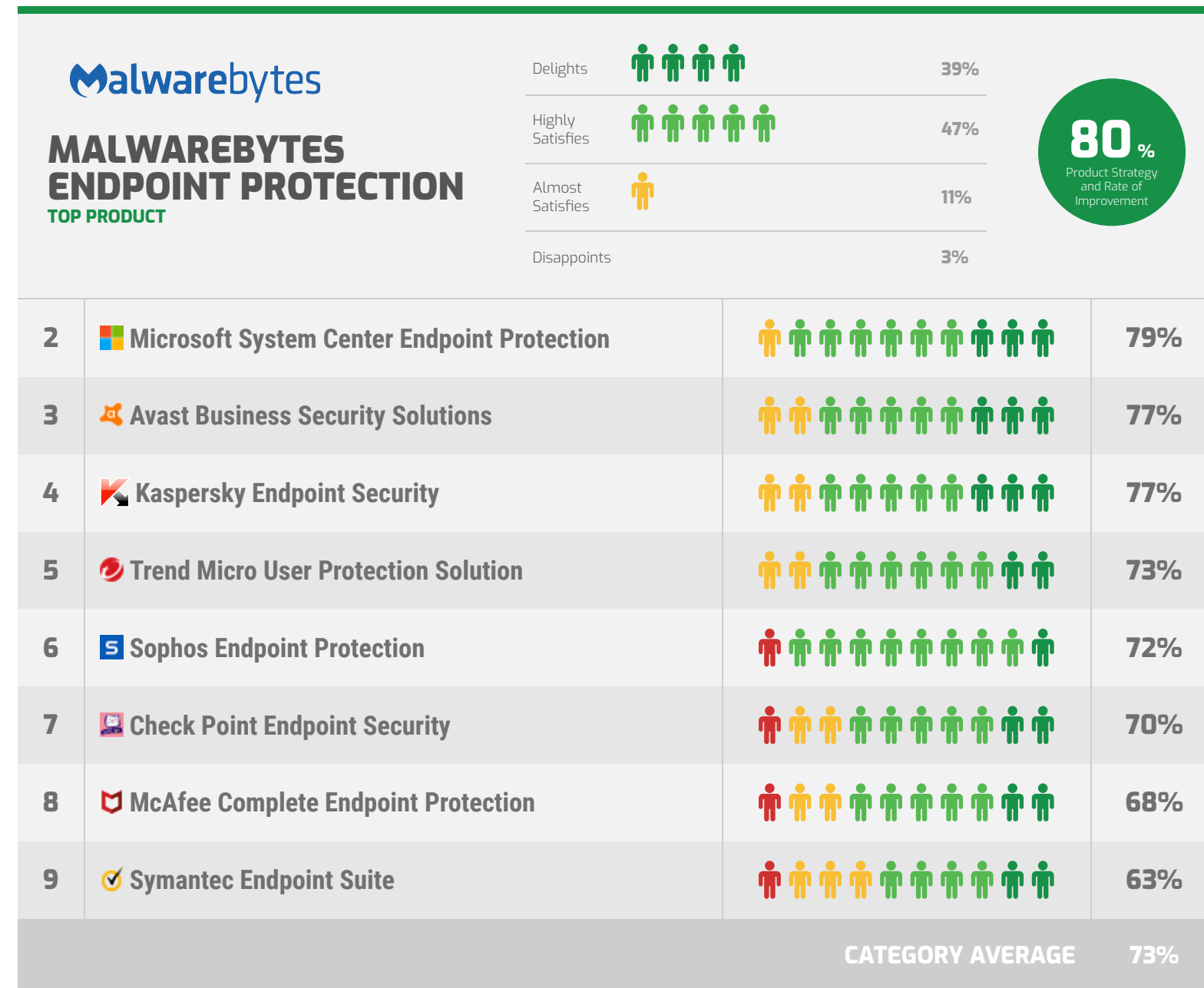
This section provides detailed information on user satisfaction for each vendor capability regarding their product offering(s). Use these pages to dig deeper into areas of particular interest or concern.

Product Strategy and Rate of Improvement

Purchasing software can be a significant commitment, so it's important to know if your vendor is serious about the need for constant improvement and deliberate strategic direction. Vendors who don't stay on top of emerging needs and trends won't enable you to meet your business goals. Use the data in this section to separate innovators from imposters.

Usability and Intuitiveness

End user learning curves cost the organization money. Pay attention to your end users' technical ability to determine how important UX is in your purchase.



--	 Webroot® Business Endpoint Protection		88%
----	---	--	-----

--	 Webroot® Business Endpoint Protection		77%
----	---	---	-----

Vendor Capability Satisfaction


This section provides detailed information on user satisfaction for each vendor capability regarding their product offering(s). Use these pages to dig deeper into areas of particular interest or concern.

Vendor Support





The importance of vendor support will vary for each organization depending on internal capabilities, but there will always be issues that only the vendor can resolve. Use the data in this section to see which vendors tend to under-serve their product and which will offer quality support.

Ease of Data Integration


The ability to integrate with other systems is increasingly important; without this, manual data loading and extraction can be time-consuming and prone to error. Use this section to see which vendors will cause headaches and which will make data integration easy.





AVAST BUSINESS SECURITY SOLUTIONS
TOP PRODUCT

Delights		59%
Highly Satisfies		25%
Almost Satisfies		9%
Disappoints		6%

















83%
Vendor Support



















MICROSOFT SYSTEM CENTER ENDPOINT PROTECTION
TOP PRODUCT

Delights		39%
Highly Satisfies		54%
Almost Satisfies		7%
Disappoints	--	--

83%
Ease of Data Integration

2	 Microsoft System Center Endpoint Protection		82%
3	 Malwarebytes Endpoint Protection		80%
4	 Kaspersky Endpoint Security		75%
5	 Sophos Endpoint Protection		72%
6	 McAfee Complete Endpoint Protection		71%
7	 Trend Micro User Protection Solution		71%
8	 Check Point Endpoint Security		69%
9	 Symantec Endpoint Suite		65%
CATEGORY AVERAGE			74%

2	 Malwarebytes Endpoint Protection		81%
3	 Kaspersky Endpoint Security		79%
4	 Avast Business Security Solutions		78%
5	 Trend Micro User Protection Solution		78%
6	 Sophos Endpoint Protection		77%
7	 Check Point Endpoint Security		72%
8	 McAfee Complete Endpoint Protection		69%
9	 Symantec Endpoint Suite		66%
CATEGORY AVERAGE			76%

--	 Webroot® Business Endpoint Protection		77%
----	---	--	-----

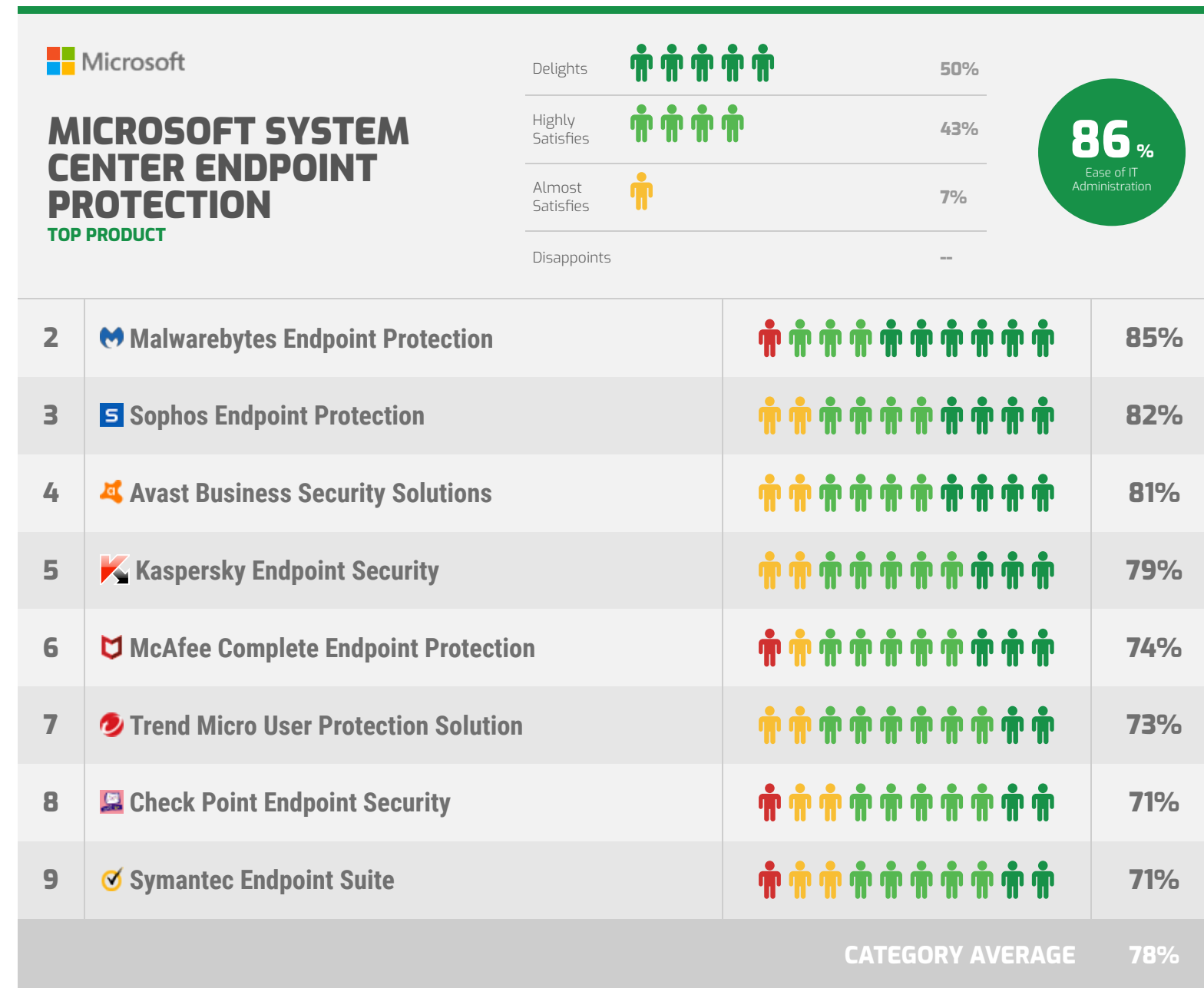
--	 Webroot® Business Endpoint Protection		73%
----	---	---	-----

Vendor Capability Satisfaction

This section provides detailed information on user satisfaction for each vendor capability regarding their product offering(s). Use these pages to dig deeper into areas of particular interest or concern.

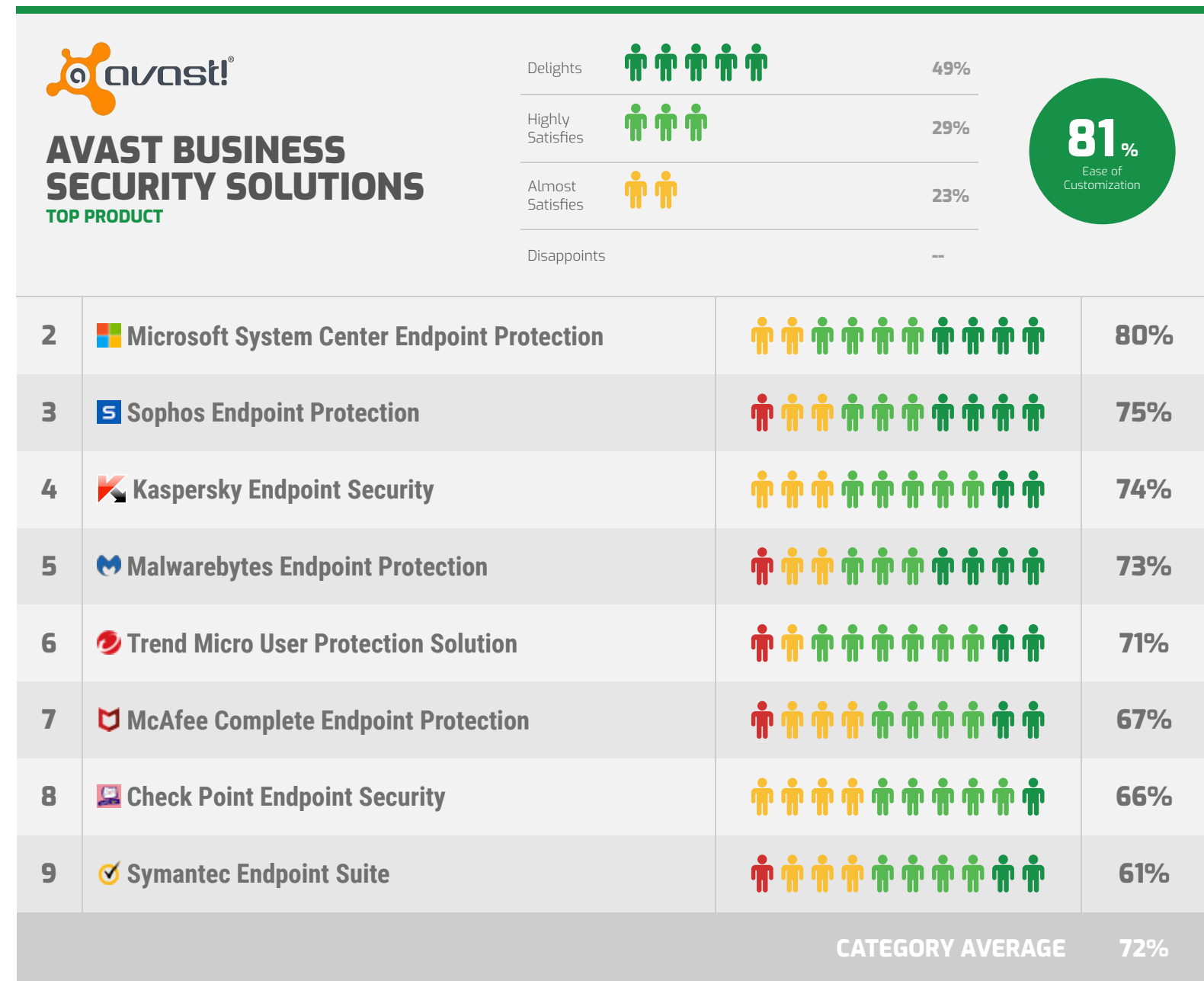
Ease of IT Administration

Administrative interfaces don't get the same attention as those built for end users, but they shouldn't be clunky or unintuitive. Use the data in this section to determine which vendors make administration easy, so that your IT personnel can resolve issues and perform configurations efficiently and effectively.



Ease of Customization

Out-of-the-box functionality often isn't enough, especially for niche or industry-specific software, and the reason you're buying rather than building is to save time and money in the first place. Don't get bogged down in a difficult customization; use the data in this section to make sure you can easily achieve the functionality you need for your particular situation.



--	 Webroot® Business Endpoint Protection		71%
----	---	---	-----

Vendor Capability Satisfaction

This section provides detailed information on user satisfaction for each vendor capability regarding their product offering(s). Use these pages to dig deeper into areas of particular interest or concern.

Availability and Quality of Training

Effective and readily available training enables users to get the most out of the software you've chosen. Use this section to make sure your vendor's training programs and materials measure up.

Ease of Implementation

Choosing the right software is only the first step. Successfully implementing the new solution is necessary in order to realize its full value and promote end user adoption. Use the data in this section to determine which software is easy to implement, and which may jeopardize your goals by causing trouble in this stage.




AVAST BUSINESS SECURITY SOLUTIONS
TOP PRODUCT

Delights		45%
Highly Satisfies		48%
Almost Satisfies		6%
Disappoints	--	--

85%

Availability and Quality of Training



MICROSOFT SYSTEM CENTER ENDPOINT PROTECTION
TOP PRODUCT

Delights		55%
Highly Satisfies		36%
Almost Satisfies		10%
Disappoints	--	--

86%

Ease of Implementation

2	Microsoft System Center Endpoint Protection		82%
3	Malwarebytes Endpoint Protection		75%
4	Sophos Endpoint Protection		75%
5	Check Point Endpoint Security		74%
6	Kaspersky Endpoint Security		73%
7	Trend Micro User Protection Solution		72%
8	McAfee Complete Endpoint Protection		66%
9	Symantec Endpoint Suite		64%
CATEGORY AVERAGE			74%

2	Avast Business Security Solutions		84%
3	Sophos Endpoint Protection		82%
4	Malwarebytes Endpoint Protection		82%
5	Kaspersky Endpoint Security		81%
6	Trend Micro User Protection Solution		78%
7	Check Point Endpoint Security		74%
8	McAfee Complete Endpoint Protection		74%
9	Symantec Endpoint Suite		73%
CATEGORY AVERAGE			79%

--	Webroot® Business Endpoint Protection		67%
----	---------------------------------------	--	-----

--	Webroot® Business Endpoint Protection		84%
----	---------------------------------------	--	-----

Product Feature Summary

MANDATORY FEATURES

This page summarizes user satisfaction with a variety of product features. While strong and consistent performance across the board is desirable, you may be willing to tolerate low scores on features that don't impact your primary use case or core objectives. Use this high-level data to help plan and structure your product evaluation.

VENDOR	OVERALL FEATURE SATISFACTION	APPLICATION CONTAINMENT MECHANISMS	AUTOMATED REMEDIATION	CENTRALIZED MANAGEMENT PORTAL	CROSS PLATFORM INTEGRATION	CROSS PLATFORM SUPPORT	DYNAMIC MALWARE DETECTION	FORENSICS	HOST NGFW FUNCTIONALITY	KERNEL MONITORING	PORT AND DEVICE CONTROL	SYSTEM HARDENING
Malwarebytes Endpoint Protection	83%	86%	85%	82%	76%	81%	91%	77%	80%	85%	77%	81%
Avast Business Security Solutions	81%	76%	77%	82%	83%	84%	82%	77%	81%	82%	83%	79%
Microsoft System Center Endpoint Protection	79%	84%	82%	83%	77%	78%	82%	74%	81%	79%	84%	77%
Kaspersky Endpoint Security	76%	82%	73%	76%	76%	75%	80%	74%	78%	80%	73%	74%
Sophos Endpoint Protection	75%	71%	75%	85%	72%	80%	76%	72%	63%	77%	78%	75%
Trend Micro User Protection Solution	74%	70%	79%	63%	71%	72%	81%	70%	64%	77%	73%	78%
McAfee Complete Endpoint Protection	72%	72%	73%	76%	69%	71%	78%	66%	67%	70%	73%	69%
Check Point Endpoint Security	70%	70%	68%	74%	65%	67%	74%	65%	70%	70%	76%	70%
Symantec Endpoint Suite	65%	64%	67%	67%	63%	65%	67%	59%	67%	62%	67%	64%
CATEGORY AVERAGE	75%	75%	75%	77%	72%	74%	79%	70%	72%	74%	76%	73%

VENDORS WITH INSUFFICIENT DATA

Webroot® Business Endpoint Protection	80%	86%	77%	82%	77%	85%	79%	77%	73%	83%	77%	79%
--	------------	------------	------------	------------	------------	------------	------------	------------	------------	------------	------------	------------

Product Feature Satisfaction

This section provides detailed information on user satisfaction for each product feature. Use these pages to dig deeper into areas of particular interest or concern.

Product Features

This table lists and describes all the features that are evaluated in the Endpoint Protection software category. For your convenience, these descriptions are repeated under the feature subheadings in the subsequent pages.

Mandatory Features

Application Containment Mechanisms	Includes cloud based protection, sandboxing, and local containerization.
Automated Remediation	Automatically restore files to state prior to the incident.
Centralized Management Portal	Includes multiple client management, push install functionality, comprehensive policies for different groups, active directory integration and synchronization, and virtual deployment simulator.
Cross Platform Integration	Open API and net sec appliance integration with NGFW, SIEM, IPS/IDS, Automated Network Quarantining, DLP, Data Discovery, and Threat Intelligence.
Cross Platform Support	Includes the variety of client devices and operating systems supported by the solution.
Dynamic Malware Detection	Heuristics are applied to files to identify similarities with known malware and block it.
Forensics	Includes the ability provide full visibility in an easy-to-understand display of what happened on an endpoint during an attack in (near) real-time.
Host NGFW Functionality	Includes policy-based default-deny/whitelisting and application verification and trust (VPN/virtualization).
Kernel Monitoring	Monitoring of processes, memory, and system files at the OS level.
Port and Device Control	Includes USB encryption and endpoint data loss prevention.
System Hardening	Automated vulnerability patching and vulnerability assessment.

This section provides detailed information on user satisfaction for each product feature. Use these pages to dig deeper into areas of particular interest or concern.

Product Feature Satisfaction

Application Containment Mechanisms

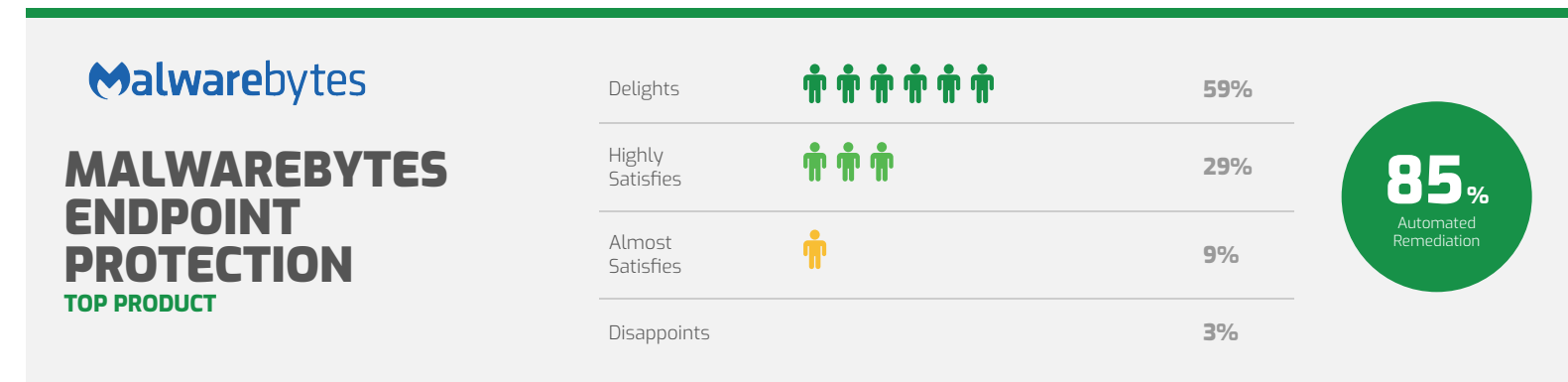
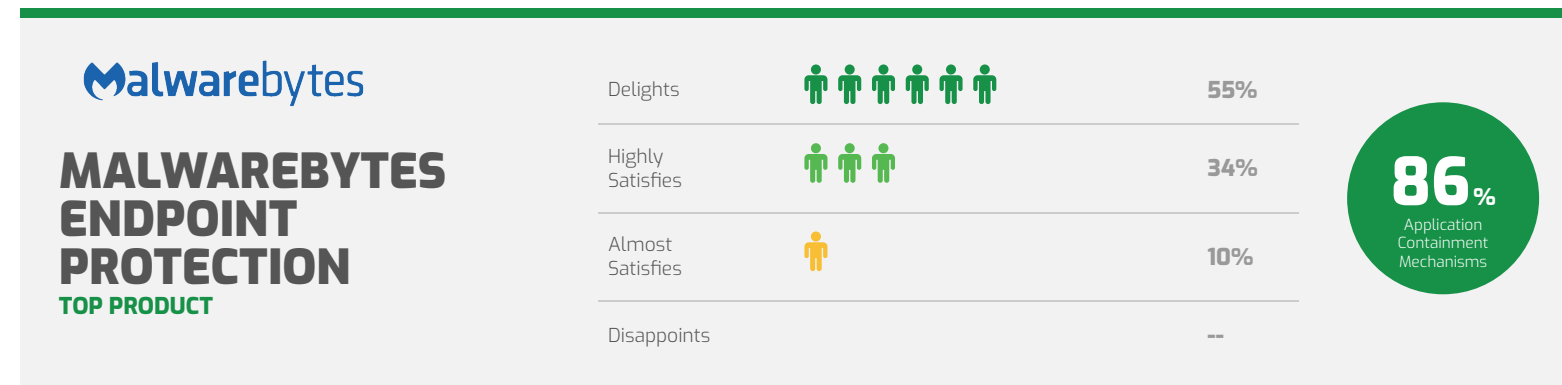
Mandatory Feature

Includes cloud based protection, sandboxing, and local containerization.

Automated Remediation

Mandatory Feature

Automatically restore files to state prior to the incident.



2	Microsoft System Center Endpoint Protection		84%
3	Kaspersky Endpoint Security		82%
4	Avast Business Security Solutions		76%
5	McAfee Complete Endpoint Protection		72%
6	Sophos Endpoint Protection		71%
7	Trend Micro User Protection Solution		70%
8	Check Point Endpoint Security		70%
9	Symantec Endpoint Suite		64%
CATEGORY AVERAGE			75%

2	Microsoft System Center Endpoint Protection		82%
3	Trend Micro User Protection Solution		79%
4	Avast Business Security Solutions		77%
5	Sophos Endpoint Protection		75%
6	McAfee Complete Endpoint Protection		73%
7	Kaspersky Endpoint Security		73%
8	Check Point Endpoint Security		68%
9	Symantec Endpoint Suite		67%
CATEGORY AVERAGE			75%

--	Webroot® Business Endpoint Protection		86%
----	---------------------------------------	--	-----

--	Webroot® Business Endpoint Protection		77%
----	---------------------------------------	--	-----

Product Feature Satisfaction

This section provides detailed information on user satisfaction for each product feature. Use these pages to dig deeper into areas of particular interest or concern.

Centralized Management Portal

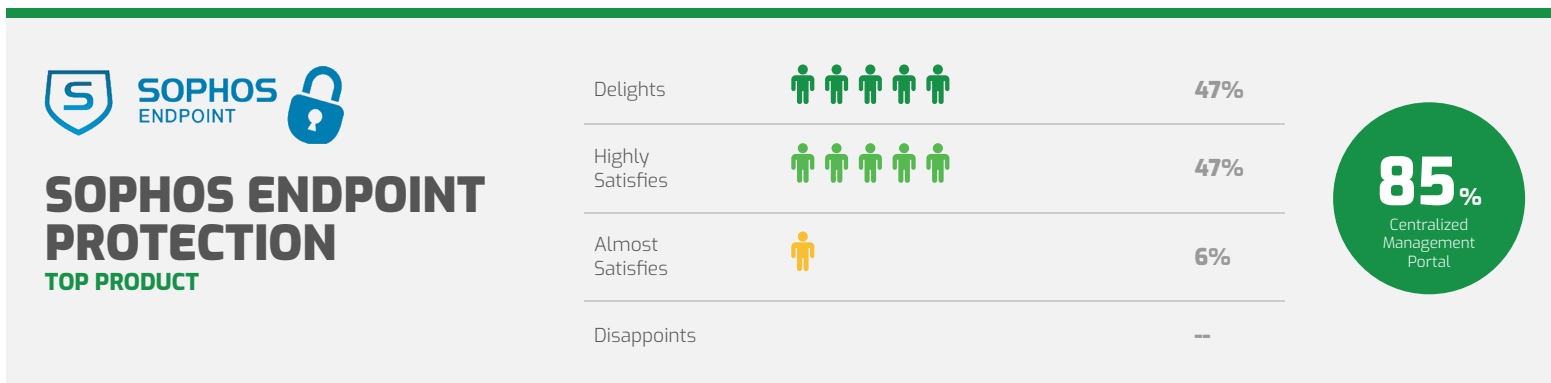
Mandatory Feature

Includes multiple client management, push install functionality, comprehensive policies for different groups, active directory integration and synchronization, and virtual deployment simulator.

Cross Platform Integration

Mandatory Feature

Open API and net sec appliance integration with NGFW, SIEM, IPS/IDS, Automated Network Quarantining, DLP, Data Discovery, and Threat Intelligence.



2	Microsoft System Center Endpoint Protection	10 icons	83%
3	Avast Business Security Solutions	10 icons	82%
4	Malwarebytes Endpoint Protection	10 icons	82%
5	McAfee Complete Endpoint Protection	10 icons	76%
6	Kaspersky Endpoint Security	10 icons	76%
7	Check Point Endpoint Security	10 icons	74%
8	Symantec Endpoint Suite	10 icons	67%
9	Trend Micro User Protection Solution	10 icons	63%
CATEGORY AVERAGE			77%



2	Microsoft System Center Endpoint Protection	10 icons	77%
3	Malwarebytes Endpoint Protection	10 icons	76%
4	Kaspersky Endpoint Security	10 icons	76%
5	Sophos Endpoint Protection	10 icons	72%
6	Trend Micro User Protection Solution	10 icons	71%
7	McAfee Complete Endpoint Protection	10 icons	69%
8	Check Point Endpoint Security	10 icons	65%
9	Symantec Endpoint Suite	10 icons	63%
CATEGORY AVERAGE			72%

--	Webroot® Business Endpoint Protection	10 icons	82%
----	---------------------------------------	----------	-----

--	Webroot® Business Endpoint Protection	10 icons	77%
----	---------------------------------------	----------	-----

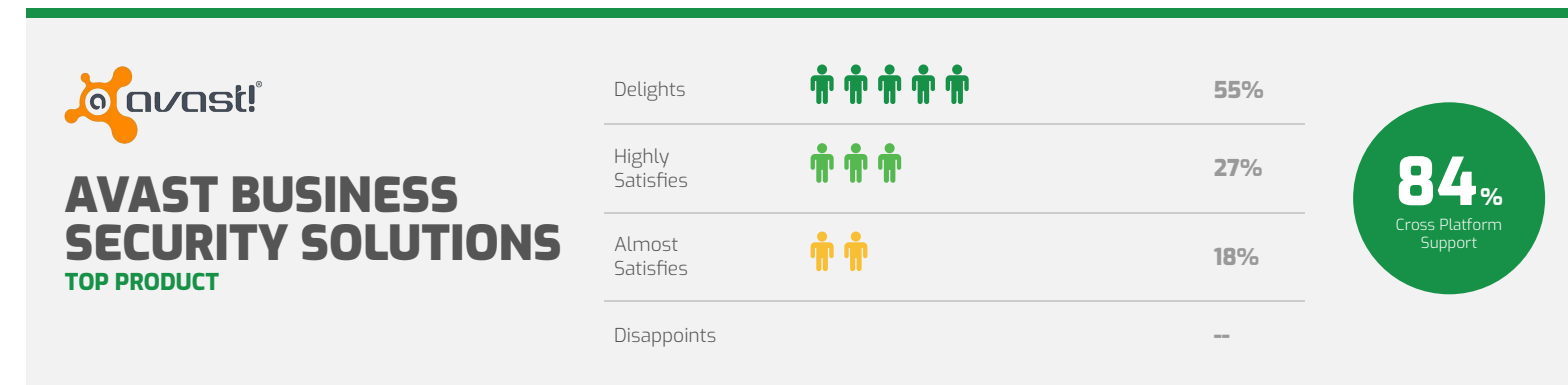
This section provides detailed information on user satisfaction for each product feature. Use these pages to dig deeper into areas of particular interest or concern.

Product Feature Satisfaction

Cross Platform Support

Mandatory Feature

Includes the variety of client devices and operating systems supported by the solution.



2	Malwarebytes Endpoint Protection		81%
3	Sophos Endpoint Protection		80%
4	Microsoft System Center Endpoint Protection		78%
5	Kaspersky Endpoint Security		75%
6	Trend Micro User Protection Solution		72%
7	McAfee Complete Endpoint Protection		71%
8	Check Point Endpoint Security		67%
9	Symantec Endpoint Suite		65%
CATEGORY AVERAGE			74%

--	Webroot® Business Endpoint Protection		85%
----	---------------------------------------	--	-----

Dynamic Malware Detection

Mandatory Feature

Heuristics are applied to files to identify similarities with known malware and block it.



2	Avast Business Security Solutions		82%
3	Microsoft System Center Endpoint Protection		82%
4	Trend Micro User Protection Solution		81%
5	Kaspersky Endpoint Security		80%
6	McAfee Complete Endpoint Protection		78%
7	Sophos Endpoint Protection		76%
8	Check Point Endpoint Security		74%
9	Symantec Endpoint Suite		67%
CATEGORY AVERAGE			79%

--	Webroot® Business Endpoint Protection		79%
----	---------------------------------------	--	-----

Product Feature Satisfaction

This section provides detailed information on user satisfaction for each product feature. Use these pages to dig deeper into areas of particular interest or concern.

Forensics

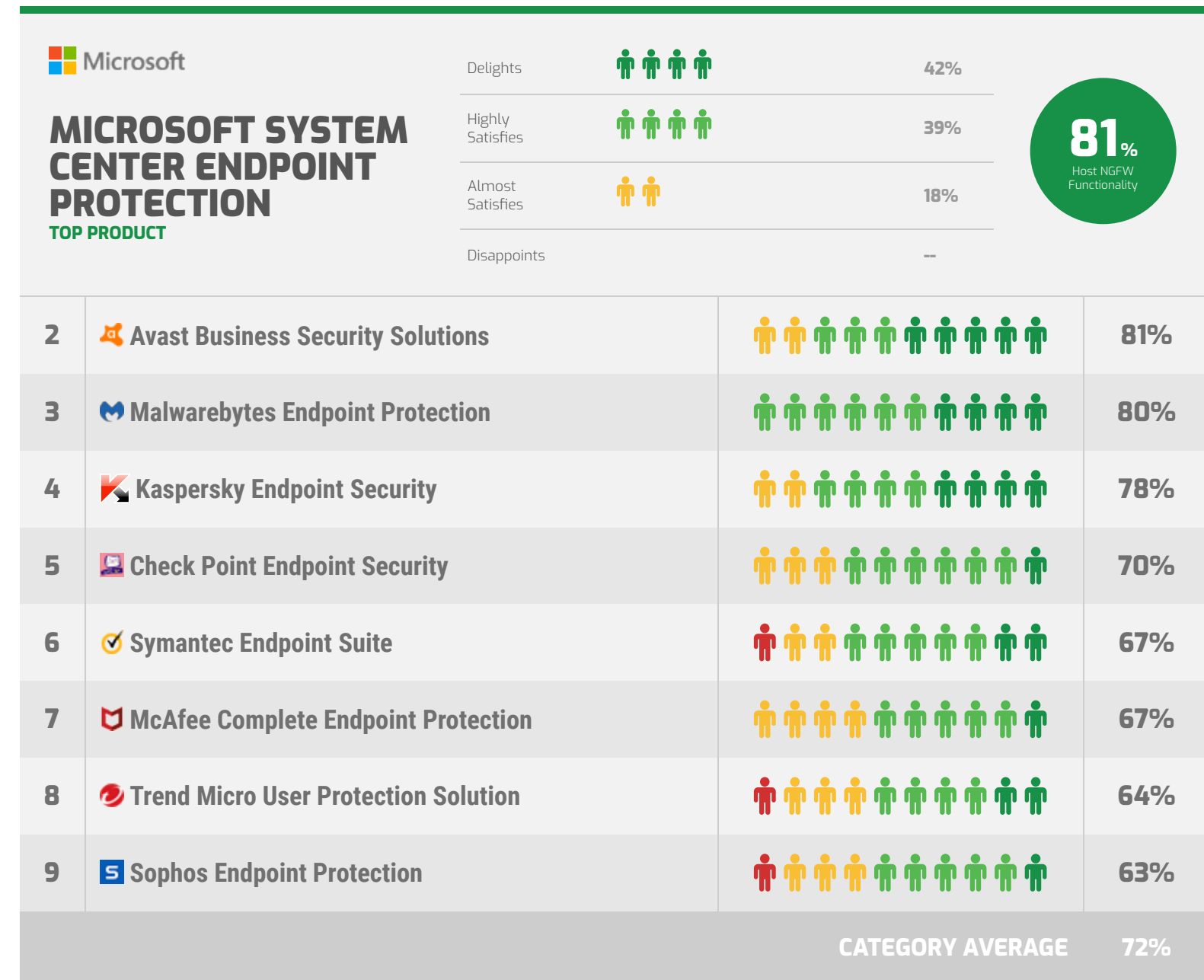
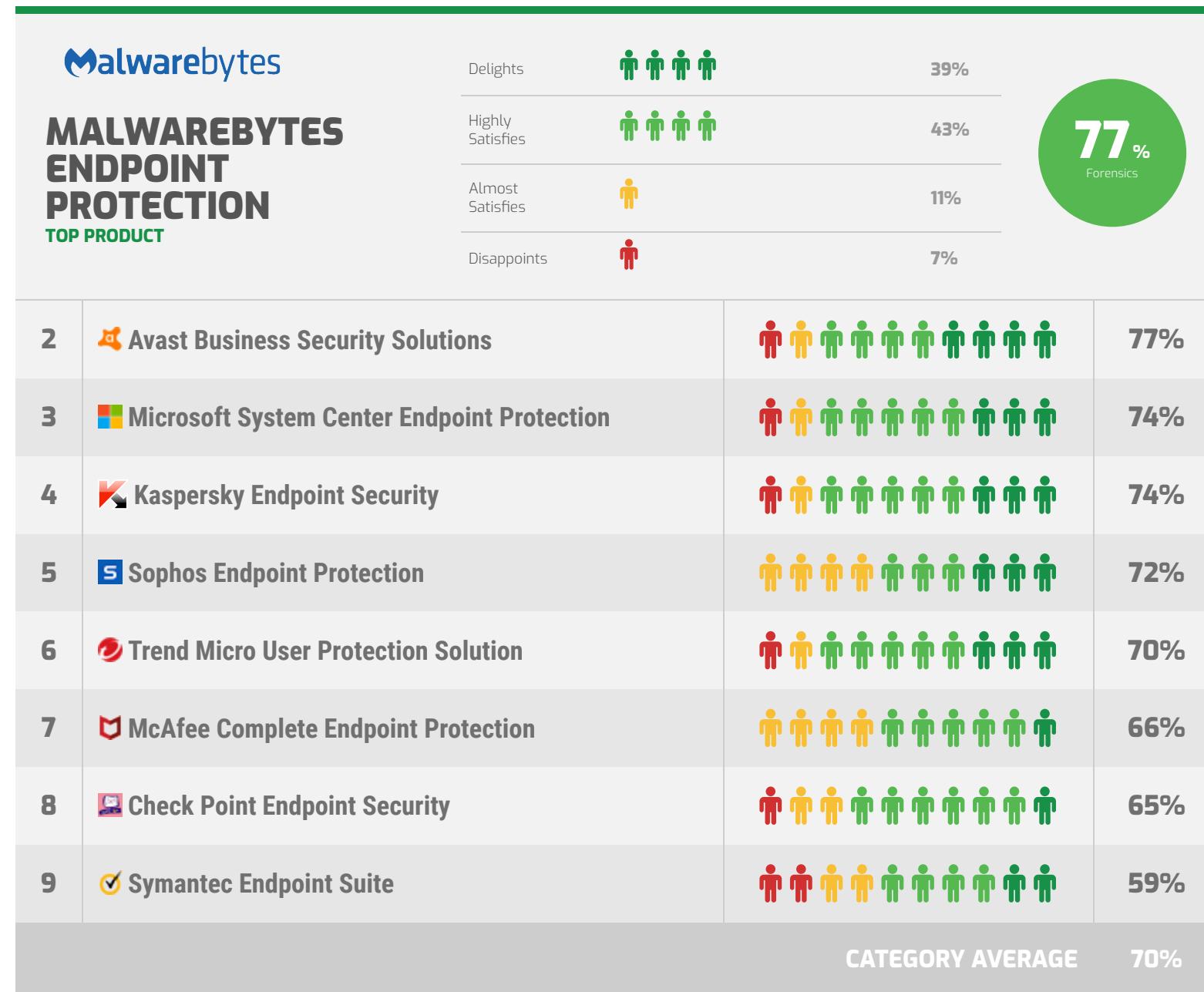
Mandatory Feature

Includes the ability provide full visibility in an easy-to-understand display of what happened on an endpoint during an attack in (near) real-time.

Host NGFW Functionality

Mandatory Feature

Includes policy-based default-deny/whitelisting and application verification and trust (VPN/virtualization).



--	Webroot® Business Endpoint Protection	8 icons	77%
----	---------------------------------------	---------	-----

--	Webroot® Business Endpoint Protection	7 icons	73%
----	---------------------------------------	---------	-----

Product Feature Satisfaction

This section provides detailed information on user satisfaction for each product feature. Use these pages to dig deeper into areas of particular interest or concern.

Kernel Monitoring


Mandatory Feature

Monitoring of processes, memory, and system files at the OS level.


Port and Device Control

Mandatory Feature

Includes USB encryption and endpoint data loss prevention.



MALWAREBYTES
ENDPOINT PROTECTION
TOP PRODUCT

Delights		43%
Highly Satisfies		54%
Almost Satisfies		4%
Disappoints		--




85%

Kernel Monitoring

2	 Avast Business Security Solutions		82%
3	 Kaspersky Endpoint Security		80%
4	 Microsoft System Center Endpoint Protection		79%
5	 Sophos Endpoint Protection		77%
6	 Trend Micro User Protection Solution		77%
7	 Check Point Endpoint Security		70%
8	 McAfee Complete Endpoint Protection		70%
9	 Symantec Endpoint Suite		62%
CATEGORY AVERAGE			74%



















MICROSOFT SYSTEM CENTER ENDPOINT PROTECTION
TOP PRODUCT

Delights		48%
Highly Satisfies		45%
Almost Satisfies		5%
Disappoints		3%

84%

Port and Device Control

2	 Avast Business Security Solutions		83%
3	 Sophos Endpoint Protection		78%
4	 Malwarebytes Endpoint Protection		77%
5	 Check Point Endpoint Security		76%
6	 Kaspersky Endpoint Security		73%
7	 Trend Micro User Protection Solution		73%
8	 McAfee Complete Endpoint Protection		73%
9	 Symantec Endpoint Suite		67%
CATEGORY AVERAGE			76%

--	 Webroot® Business Endpoint Protection		83%
----	---	--	-----

--	 Webroot® Business Endpoint Protection		77%
----	---	---	-----


Product Feature Satisfaction

This section provides detailed information on user satisfaction for each product feature. Use these pages to dig deeper into areas of particular interest or concern.




Mandatory Feature

System Hardening

Automated vulnerability patching and vulnerability assessment.



MALWAREBYTES
ENDPOINT PROTECTION
TOP PRODUCT

Delights		38%
Highly Satisfies		48%
Almost Satisfies		14%
Disappoints	--	--

81%
System Hardening

2	 Avast Business Security Solutions		79%
3	 Trend Micro User Protection Solution		78%
4	 Microsoft System Center Endpoint Protection		77%
5	 Sophos Endpoint Protection		75%
6	 Kaspersky Endpoint Security		74%
7	 Check Point Endpoint Security		70%
8	 McAfee Complete Endpoint Protection		69%
9	 Symantec Endpoint Suite		64%
CATEGORY AVERAGE			73%

--	 Webroot® Business Endpoint Protection		79%
----	---	--	-----